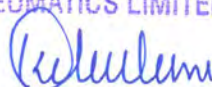


Introductory sub-table (I)(a)

Name of the Company: Scanpoint Geomatics Limited			
Scrip Code, Name of the scrip, class of security: 526544			
Quarter ended: March - 2014			
Partly paid-up shares:-	No. of partly paid-up shares	As a % of total no. of partly paid-up shares	As a % of total no. of shares of the company
Held by promoter/promoter group	0	0	0
Held by public	0	0	0
Total - D	0	0	0
Outstanding convertible securities:-	No. of outstanding securities	As a % of total no. of outstanding convertible securities	As a % of total no. of shares of the company, assuming full conversion of the convertible securities
Held by promoter/promoter group	0	0	0
Held by public	0	0	0
Total - E	0	0	0
Warrants:-	No. of warrants	As a % of total no. of warrants	As a % of total no. of shares of the company, assuming full conversion of warrants
Held by promoter/promoter group	0	0	0
Held by public	0	0	0
Total - F	0	0	0
Total paid-up capital of the company, assuming full conversion of warrants and convertible securities	26904000		100.00

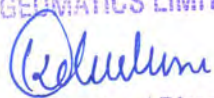
For, SCANPOINT GEOMATICS LIMITED



Managing Director / Director


Statement Showing Shareholding Pattern								
Category code	Category of Shareholder	Number of Shareholders	Table (I)(a)		Total shareholding as a percentage of total number of shares		Shares Pledged or otherwise encumbered	
			Total number of shares	Number of shares held in dematerialized form	As a percentage of (A+B) ¹	As a percentage of (A+B+C)	Number of shares	As a percentage
(I)	(II)	(III)	(IV)	(V)	(VI)	(VII)	(VIII)	(VIII)/(IV)
(A)	Shareholding of Promoter and Promoter Group²							
1	Indian							
(a)	Individuals/ Hindu Undivided Family	7	6867551	6867551	25.53	25.53		0.00
(b)	Central Government/ State Government(s)				0.00	0.00		0.00
(c)	Bodies Corporate	1	11792200	11792200	43.83	43.83		0.00
(d)	Financial Institutions/ Banks				0.00	0.00		0.00
(e)	Any Others(Specify)				0.00	0.00		0.00
(e-i)					0.00	0.00		0.00
(e-ii)					0.00	0.00		0.00
	Sub Total(A)(1)	8	18659751	18659751	69.36	69.36	0	0.00
2	Foreign							
a	Individuals (Non-Residents Individuals/Foreign Individuals)				0.00	0.00		0.00
b	Bodies Corporate				0.00	0.00		0.00
c	Institutions				0.00	0.00		0.00
d	Any Others(Specify)				0.00	0.00		0.00
d-i					0.00	0.00		0.00
d-ii					0.00	0.00		0.00
	Sub Total(A)(2)	0	0	0	0.00	0.00	0	0.00
	Total Shareholding of Promoter and Promoter Group (A)= (A)(1)+(A)(2)	8	18659751	18659751	69.36	69.36	0	0.00
(B)	Public shareholding							
1	Institutions							
(a)	Mutual Funds/ UTI	3	21200	0	0.08	0.08		
(b)	Financial Institutions / Banks				0.00	0.00		
(c)	Central Government/ State Government(s)				0.00	0.00		
(d)	Venture Capital Funds				0.00	0.00		
(e)	Insurance Companies	1	27700	0	0.10	0.10		
(f)	Foreign Institutional Investors				0.00	0.00		
(g)	Foreign Venture Capital Investors				0.00	0.00		
(h)	Any Other (specify)				0.00	0.00		
(h-i)	Other Bank	0		0	0.00	0.00		
	Sub-Total (B)(1)	4	48900	0	0.18	0.18		

For, SCANPOINT GEOMATICS LIMITED


Managing Director / Director

B 2	Non-institutions							
(a)	Bodies Corporate	114	1049881	942081	3.90	3.90		
(b)	Individuals				0.00	0.00		
I	Individuals -i. Individual shareholders holding nominal share capital up to Rs 1 lakh	8274	4769066	3115666	17.73	17.73		
II	ii. Individual shareholders holding nominal share capital in excess of Rs. 1 lakh.	13	2021448	1804948	7.51	7.51		
(c)	Any Other (specify)				0.00	0.00		
(c-i)	Clearing Members	6	6751	6751	0.03	0.03		
(c-ii)	NRI	108	320002	212702	1.19	1.19		
(c-iii)	NRI Non Rept	8	28201	25201	0.10	0.10		
	Sub-Total (B)(2)	8523	8195349	6107349	30.46	30.46		
(B)	Total Public Shareholding (B)= (B)(1)+(B)(2)	8527	8244249	6107349	30.64	30.64		
	TOTAL (A)+(B)	8535	26904000	24767100	100.00	100.00		
(C)	Shares held by Custodians and against which Depository Receipts have been issued							
1	Promoter and Promoter Group					0.00		0.00
2	Public					0.00		0
	Sub-Total (C)	0	0	0		0	0	
	GRAND TOTAL (A)+(B)+(C)	8535	26904000	24767100		100.00	0	0.00

For, SCANPOINT GEOMATICS LIMITED




Managing Director / Director

(I)(b) Statement showing holding of securities (including shares, warrants, convertible securities) of persons belonging to the category "Promoter and Promoter Group"

Sr. No.	Name of the shareholder	Details of Shares held		Encumbered shares (*)			Details of warrants		Details of convertible securities		Total shares (including underlying shares assuming full conversion of warrants and convertible securities) as a % of diluted share capital
		Number of shares held	As a % of grand total (A) +(B) +(C)	No.	As a percentage	As a % of grand total (A)+(B)+(C) of sub-clause (I)(a)	Number of warrants held	As a % total number of warrants of the same class	Number of convertible securities held	As a % total number of convertible securities of the same class	
(I)	(II)	(III)	(IV)	(V)	(VI)=(V)/(III)*100	(VII)	(VIII)	(IX)	(X)	(XI)	(XII)
1	Ramesh K Sojitra	312420	1.16		0.00	0.00		0		0	
2	Kantilal V. Ladani	273800	1.02		0.00	0.00		0		0	
3	Leelavanti R. Sojitra	88860	0.33		0.00	0.00		0		0	
4	Ramesh K. Sojitra - HUF	5569460	20.70		0.00	0.00		0		0	
5	Vishwas R. Sojitra	148030	0.55		0.00	0.00		0		0	
6	Vaacha R. Sojitra	174880	0.65		0.00	0.00		0		0	
7	Chirag Soni	300101	1.12		0.00	0.00		0		0	
8	Karnavati Infrastructure Projects Lt	11792200	43.83		0.00	0.00		0		0	
9		0	0.00		0.00	0.00		0		0	
10			0.00		0.00	0.00		0		0	
11			0.00		0.00	0.00		0		0	
TOTAL		18659751	69.36	0	0.00	0.00	0	0	0	0	0

(*) The term "encumbrance" has the same meaning as assigned to it in regulation 28(3) of the SAST Regulations, 2011

For, SCANPOINT GEOMATICS LIMITED



Managing Director / Director

(I)(c)(ii) Statement showing holding of securities (including shares, warrants, convertible securities) of persons (to PAC) belonging to the category "Public" and holding more than 5% of the total number of shares of the con

Sr. No.	Name(s) of the shareholder(s) and the Persons Acting in Concert (PAC) with them	Number of shares	Shares as a percentage of total number of shares {i.e., Grand Total (A)+(B)+(C) indicated in Statement at para (I)(a) above}	Details of warrants		Details of convertible securities		Total shares (including underlying shares assuming full conversion of warrants and convertible securities) as a % of diluted share capital
				Number of warrants	As a % total number of warrants of the same class	Number of convertible securities held	% w.r.t total number of convertible securities of the same class	
1			0.00		0		0	
2	-----NIL-----		0.00		0		0	
3			0.00		0		0	
4			0.00		0		0	
5			0.00		0		0	
6			0.00		0		0	
7			0.00		0		0	
8			0.00		0		0	
9			0.00		0		0	
10			0.00		0		0	
TOTAL		0	0.00	0	0	0	0	0

For, SCANPOINT GEOMATICS LIMITED



Managing Director / Director

(l)(d) Statement showing details of locked-in shares


Sr. No.	Name of the shareholder	Number of locked-in shares	Locked-in shares as a percentage of total number of shares {i.e., Grand Total (A)+(B)+(C) indicated in Statement at para (l)(a) above}
1			0.00
2	-----NIL-----		0.00
3			0.00
4			0.00
5			0.00
6			0.00
7			0.00
8			0.00
9			0.00
TOTAL		0	0.00

For, SCANPOINT GEOMATICS LIMITED


Managing Director / Director

(II)(a) Statement showing details of Depository Receipts (DRs)


Sr. No.	Type of outstanding DR (ADRs, GDRs, SDRs, etc.)	Number of outstanding DRs	Number of shares underlying outstanding DRs	Shares underlying outstanding DRs as a percentage of total number of shares {i.e., Grand Total (A)+(B)+(C) indicated in Statement at para (I)(a) above}
1				0.00
2	-----NIL-----			0.00
3				0.00
4				0.00
5				0.00
6				0.00
7				0.00
8				0.00
9				0.00
TOTAL		0	0	0.00

For, SCANPOINT GEOMATICS LIMITED

Managing Director / Director

(II)(b) Statement showing holding of Depository Receipts (DRs), where underlying shares held by "promoter/promoter group" are in excess of 1% of the total number of shares

Sr. No.	Name of the DR Holder	Type of outstanding DR (ADRs, GDRs, SDRs, etc.)	Number of shares underlying outstanding DRs	Shares underlying outstanding DRs as a percentage of total number of shares {i.e., Grand Total (A)+(B)+(C) indicated in Statement at para (I)(a) above}
1				0.00
2	-----NIL-----			0.00
3				0.00
4				0.00
5				0.00
6				0.00
7				0.00
8				0.00
9				0.00
TOTAL			0	0.00

For, SCANPOINT GEOMATICS LIMITED


Managing Director / Director