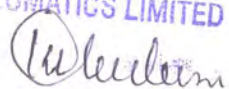


## Introductory sub-table (I)(a)

Name of the Company: <b>Scanpoint Geomatics Limited</b>			
Scrip Code, Name of the scrip, class of security: <b>526544</b>			
Quarter ended: <b>Dec. - 2013</b>			
<b>Partly paid-up shares:-</b>	<b>No. of partly paid-up shares</b>	<b>As a % of total no. of partly paid-up shares</b>	<b>As a % of total no. of shares of the company</b>
Held by promoter/promoter group	0	0	0
Held by public	0	0	0
<b>Total - D</b>	<b>0</b>	<b>0</b>	<b>0</b>
<b>Outstanding convertible securities:-</b>	<b>No. of outstanding securities</b>	<b>As a % of total no. of outstanding convertible securities</b>	<b>As a % of total no. of shares of the company, assuming full conversion of the convertible securities</b>
Held by promoter/promoter group	0	0	0
Held by public	0	0	0
<b>Total - E</b>	<b>0</b>	<b>0</b>	<b>0</b>
<b>Warrants:-</b>	<b>No. of warrants</b>	<b>As a % of total no. of warrants</b>	<b>As a % of total no. of shares of the company, assuming full conversion of warrants</b>
Held by promoter/promoter group	0	0	0
Held by public	0	0	0
<b>Total - F</b>	<b>0</b>	<b>0</b>	<b>0</b>
<b>Total paid-up capital of the company, assuming full conversion of warrants and convertible securities</b>	<b>26904000</b>		<b>100.00</b>

For, SCANPOINT GEOMATICS LIMITED  
  
 Managing Director / Director

Statement Showing Shareholding Pattern								
Category code	Category of Shareholder	Number of Shareholders	Table (I)(a)		Total shareholding as a percentage of total number of shares		Shares Pledged or otherwise encumbered	
			Total number of shares	Number of shares held in dematerialized form	As a percentage of (A+B) <sup>1</sup>	As a percentage of (A+B+C)	Number of shares	As a percentage
(I)	(II)	(III)	(IV)	(V)	(VI)	(VII)	(VIII)	(VIII)/(IV)
<b>(A)</b>	<b>Shareholding of Promoter and Promoter Group<sup>2</sup></b>							
<b>1</b>	<b>Indian</b>							
(a)	Individuals/ Hindu Undivided Family	7	6867551	6867551	25.53	25.53		0.00
(b)	Central Government/ State Government(s)				0.00	0.00		0.00
(c)	Bodies Corporate	1	11792200	11792200	43.83	43.83		0.00
(d)	Financial Institutions/ Banks				0.00	0.00		0.00
(e)	Any Others(Specify)				0.00	0.00		0.00
(e-i)					0.00	0.00		0.00
(e-ii)					0.00	0.00		0.00
	<b>Sub Total(A)(1)</b>	<b>8</b>	<b>18659751</b>	<b>18659751</b>	<b>69.36</b>	<b>69.36</b>	<b>0</b>	<b>0.00</b>
<b>2</b>	<b>Foreign</b>							
a	Individuals (Non-Residents Individuals/Foreign Individuals)				0.00	0.00		0.00
b	Bodies Corporate				0.00	0.00		0.00
c	Institutions				0.00	0.00		0.00
d	Any Others(Specify)				0.00	0.00		0.00
d-i					0.00	0.00		0.00
d-ii					0.00	0.00		0.00
	<b>Sub Total(A)(2)</b>	<b>0</b>	<b>0</b>	<b>0</b>	<b>0.00</b>	<b>0.00</b>	<b>0</b>	<b>0.00</b>
	<b>Total Shareholding of Promoter and Promoter Group (A)= (A)(1)+(A)(2)</b>	<b>8</b>	<b>18659751</b>	<b>18659751</b>	<b>69.36</b>	<b>69.36</b>	<b>0</b>	<b>0.00</b>
<b>(B)</b>	<b>Public shareholding</b>							
<b>1</b>	<b>Institutions</b>							
(a)	Mutual Funds/ UTI	3	21200	0	0.08	0.08		
(b)	Financial Institutions / Banks				0.00	0.00		
(c)	Central Government/ State Government(s)				0.00	0.00		
(d)	Venture Capital Funds				0.00	0.00		
(e)	Insurance Companies	1	27700	0	0.10	0.10		
(f)	Foreign Institutional Investors				0.00	0.00		
(g)	Foreign Venture Capital Investors				0.00	0.00		
(h)	Any Other (specify)				0.00	0.00		
(h-i)	Other Bank	0		0	0.00	0.00		
	<b>Sub-Total (B)(1)</b>	<b>4</b>	<b>48900</b>	<b>0</b>	<b>0.18</b>	<b>0.18</b>		

For, SCANPOINT GEOMATICS LIMITED

*(Signature)*

Managing Director / Director

<b>B 2</b>	<b>Non-institutions</b>							
(a)	Bodies Corporate	116	998517	890717	3.71	3.71		
(b)	Individuals				0.00	0.00		
I	Individuals -i. Individual shareholders holding nominal share capital up to Rs 1 lakh	8328	4792477	3137977	17.81	17.81		
II	ii. Individual shareholders holding nominal share capital in excess of Rs. 1 lakh.	13	2053608	1837108	7.63	7.63		
(c)	Any Other (specify)				0.00	0.00		
(c-i)	Clearing Members	4	6844	6844	0.03	0.03		
(c-ii)	NRI	109	315002	207702	1.17	1.17		
(c-iii)	NRI Non Rept	9	28901	25901	0.11	0.11		
	<b>Sub-Total (B)(2)</b>	<b>8579</b>	<b>8195349</b>	<b>6106249</b>	<b>30.46</b>	<b>30.46</b>		
(B)	<b>Total Public Shareholding (B)= (B)(1)+(B)(2)</b>	<b>8583</b>	<b>8244249</b>	<b>6106249</b>	<b>30.64</b>	<b>30.64</b>		
	<b>TOTAL (A)+(B)</b>	<b>8591</b>	<b>26904000</b>	<b>24766000</b>	<b>100.00</b>	<b>100.00</b>		
(C)	<b>Shares held by Custodians and against which Depository Receipts have been issued</b>							
1	Promoter and Promoter Group					0.00		0.00
2	Public					0.00		0
	<b>Sub-Total (C)</b>	<b>0</b>	<b>0</b>	<b>0</b>		<b>0</b>	<b>0</b>	
	<b>GRAND TOTAL (A)+(B)+(C)</b>	<b>8591</b>	<b>26904000</b>	<b>24766000</b>		<b>100.00</b>	<b>0</b>	<b>0.00</b>

For, SCANPOINT SECURITIES LIMITED

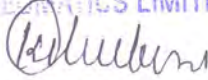
*(Signature)*

Managing Director / Director

(I)(b) Statement showing holding of securities (including shares, warrants, convertible securities) of persons belonging to the category "Promoter and Promoter Group"

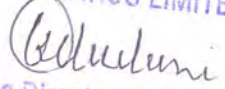
Sr. No.	Name of the shareholder	Details of Shares held		Encumbered shares (*)			Details of warrants		Details of convertible securities		Total shares (including underlying shares assuming full conversion of warrants and convertible securities) as a % of diluted share capital
		Number of shares held	As a % of grand total (A) +(B) +(C )	No.	As a percentage	As a % of grand total (A)+(B)+(C ) of sub-clause (I)(a )	Number of warrants held	As a % total number of warrants of the same class	Number of convertible securities held	As a % total number of convertible securities of the same class	
(I)	(II)	(III)	(IV)	(V)	(VI)=(V)/(III)*100	(VII)	(VIII)	(IX)	(X)	(XI)	(XII)
1	Ramesh K Sojitra	312420	1.16		0.00	0.00		0		0	
2	Kantilal V. Ladani	273800	1.02		0.00	0.00		0		0	
3	Leelavanti R. Sojitra	88860	0.33		0.00	0.00		0		0	
4	Ramesh K. Sojitra - HUF	5569460	20.70		0.00	0.00		0		0	
5	Vishwas R. Sojitra	148030	0.55		0.00	0.00		0		0	
6	Vaacha R. Sojitra	174880	0.65		0.00	0.00		0		0	
7	Chirag Soni	300101	1.12		0.00	0.00		0		0	
8	Karnavati Infrastructure Projects Ltd	11792200	43.83		0.00	0.00		0		0	
9		0	0.00		0.00	0.00		0		0	
10			0.00		0.00	0.00		0		0	
11			0.00		0.00	0.00		0		0	
<b>TOTAL</b>		<b>18659751</b>	<b>69.36</b>	<b>0</b>	<b>0.00</b>	<b>0.00</b>	<b>0</b>	<b>0</b>	<b>0</b>	<b>0</b>	<b>0</b>

(\*) The term "encumbrance" has the same meaning as assigned to it in regulation 28(3) of the SAST Regulations, 2011

For, SCANPOINT GEOMATICS LIMITED  
  
 Managing Director / Director

(l)(c)(i) Statement showing holding of securities (including shares, warrants, convertible securities) of persons belonging category "Public" and holding more than 1% of the total number of shares

Sr. No.	Name of the shareholder	Number of shares held	Shares as a percentage of total number of shares {i.e., Grand Total (A)+(B)+(C) indicated in Statement at para (l)(a) above}	Details of warrants		Details of convertible securities		Total shares (including underlying shares assuming full conversion of warrants and convertible securities) as a % of diluted share capital
				Number of warrants held	As a % total number of warrants of the same class	Number of convertible securities held	% w.r.t total number of convertible securities of the same class	
1	Mukesh Purshottamdas Patel	491641	1.83		0		0	
2	Pankaj Anand Mudholkar	400000	1.49		0		0	
3	M P Patel Infrastructure Pvt. Ltd	336015	1.25		0		0	
4			0.00		0		0	
5			0.00		0		0	
6			0.00		0		0	
7			0.00		0		0	
8			0.00		0		0	
9			0.00		0		0	
10			0.00		0		0	
<b>TOTAL</b>		<b>1227656</b>	<b>4.56</b>	<b>0</b>	<b>0</b>	<b>0</b>	<b>0</b>	<b>0</b>

For, SCANPOINT GEOMATICS LIMITED  
  
Managing Director / Director

(I)(c)(ii) Statement showing holding of securities (including shares, warrants, convertible securities) of persons (to PAC) belonging to the category "Public" and holding more than 5% of the total number of shares of the con

Sr. No.	Name(s) of the shareholder(s) and the Persons Acting in Concert (PAC) with them	Number of shares	Shares as a percentage of total number of shares {i.e., Grand Total (A)+(B)+(C) indicated in Statement at para (I)(a) above}	Details of warrants		Details of convertible securities		Total shares (including underlying shares assuming full conversion of warrants and convertible securities) as a % of diluted share capital
				Number of warrants	As a % total number of warrants of the same class	Number of convertible securities held	% w.r.t total number of convertible securities of the same class	
1			0.00		0		0	
2	-----NIL-----		0.00		0		0	
3			0.00		0		0	
4			0.00		0		0	
5			0.00		0		0	
6			0.00		0		0	
7			0.00		0		0	
8			0.00		0		0	
9			0.00		0		0	
10			0.00		0		0	
<b>TOTAL</b>		<b>0</b>	<b>0.00</b>	<b>0</b>	<b>0</b>	<b>0</b>	<b>0</b>	<b>0</b>

For, SCANPOINT GEOMATICS LIMITED



Managing Director / Director

(I)(d) Statement showing details of locked-in shares

Sr. No.	Name of the shareholder	Number of locked-in shares	Locked-in shares as a percentage of total number of shares {i.e., Grand Total (A)+(B)+(C) indicated in Statement at para (I)(a) above}
1			0.00
2	-----NIL-----		0.00
3			0.00
4			0.00
5			0.00
6			0.00
7			0.00
8			0.00
9			0.00
<b>TOTAL</b>		<b>0</b>	<b>0.00</b>


For, SCANPOINT GEOMATICS LIMITED

Managing Director / Director

(II)(a) Statement showing details of Depository Receipts (DRs)

Sr. No.	Type of outstanding DR (ADRs, GDRs, SDRs, etc.)	Number of outstanding DRs	Number of shares underlying outstanding DRs	Shares underlying outstanding DRs as a percentage of total number of shares {i.e., Grand Total (A)+(B)+(C) indicated in Statement at para (I)(a) above}
1				0.00
2	-----NIL-----			0.00
3				0.00
4				0.00
5				0.00
6				0.00
7				0.00
8				0.00
9				0.00
<b>TOTAL</b>		<b>0</b>	<b>0</b>	<b>0.00</b>

For, SCANPOINT GEOMATICS LIMITED



Managing Director / Director



